




Redefine Open





OpenDataSoft
created in
2011



Offices in
USA &
France




130+
customers

- Local Government
- Public administration
- Transportation
- Energy
- Civil Engineering
- Services



50
employees



Customers
in
17
countries





Selected customers



Public
administration



Local
government



Energy



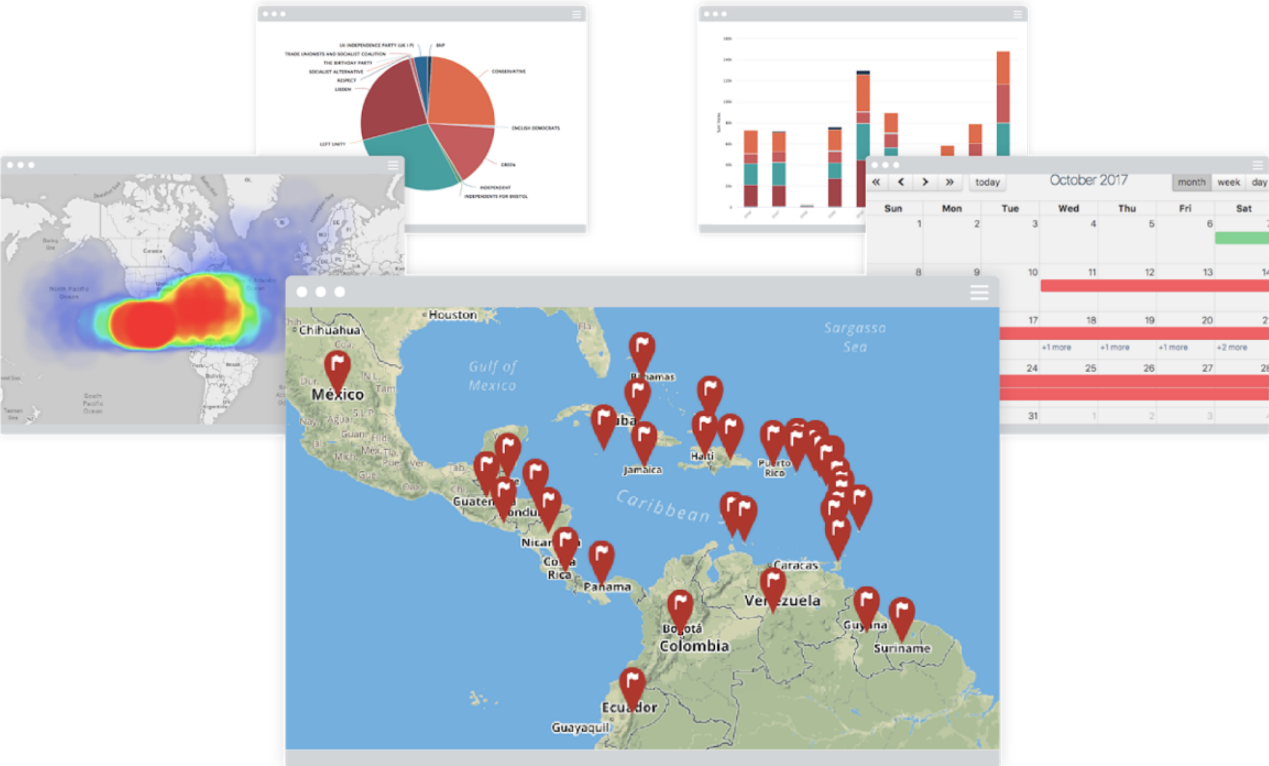
Transportation



Services



Empower all users with data



Leveraging all internal & external data assets

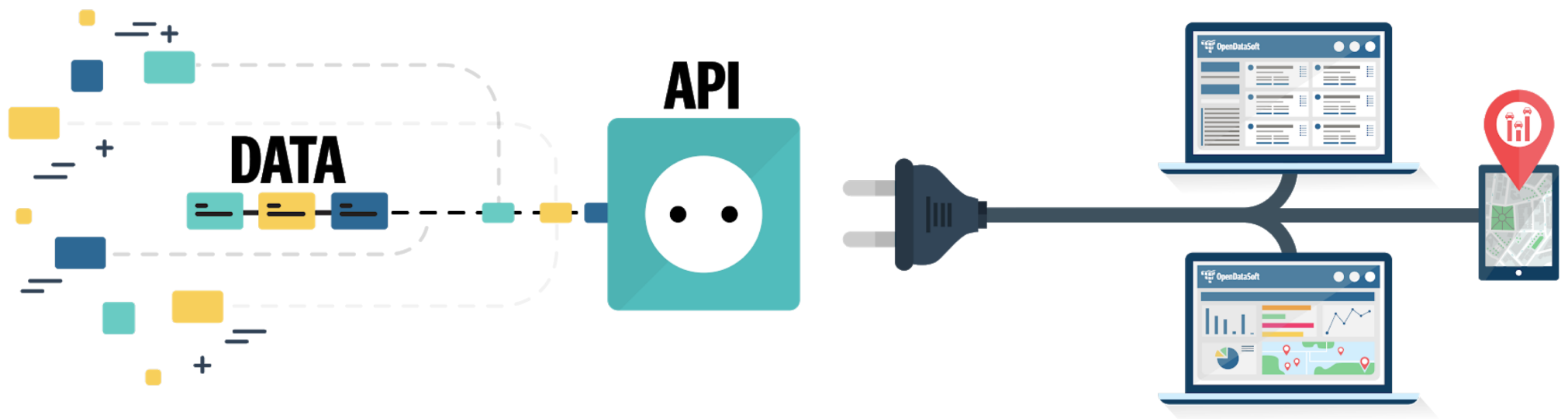
Break information silos

Standardize data

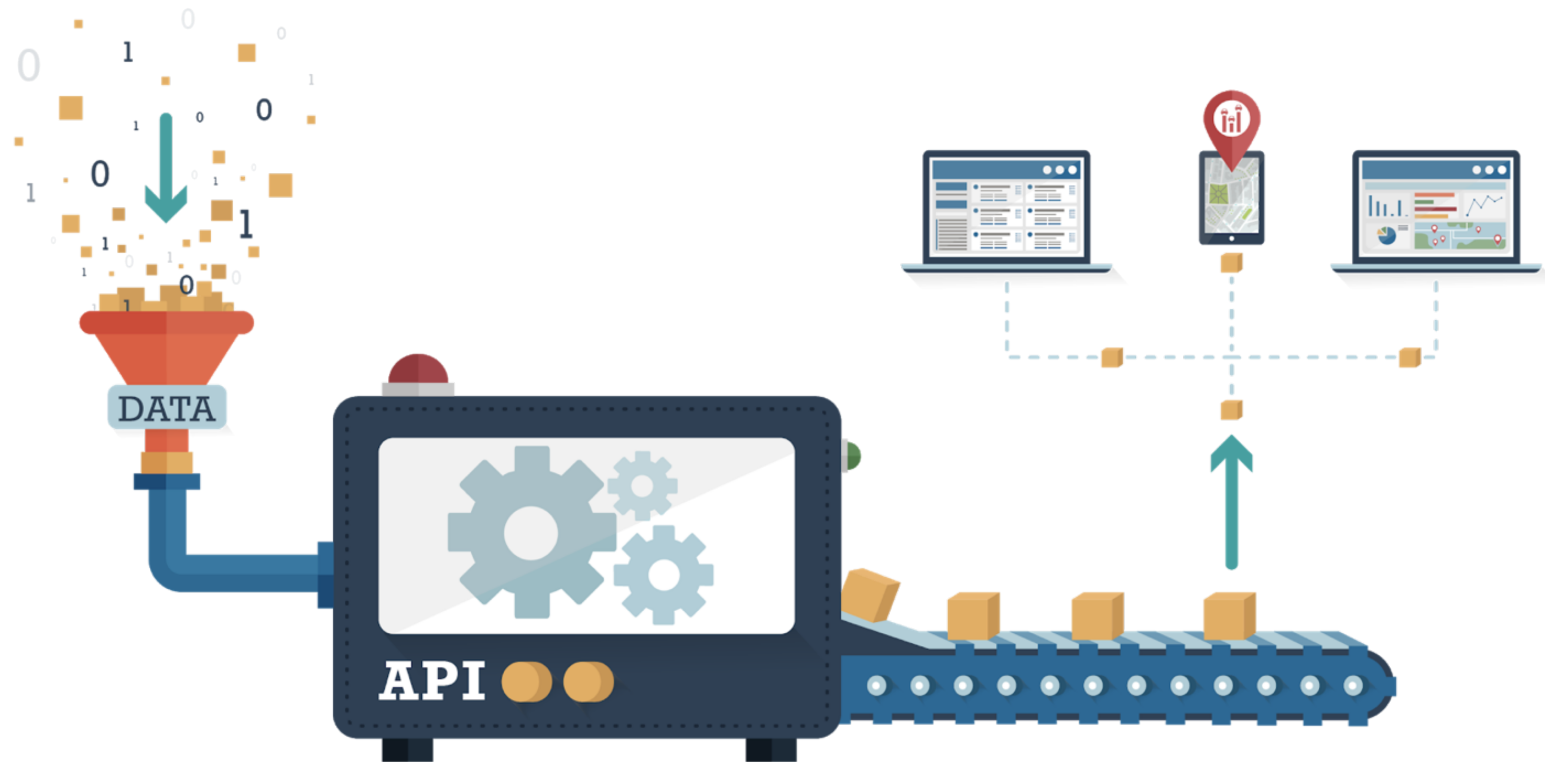


Dynamism & innovation



The power of data




Data, from factories to uses



Network the roads of data





« All service interfaces, without exception, must be designed from the ground up to be externalizable... the team must plan and design to be able to expose the interface to developers in the outside world. »

Jeff Bezos wrote in a memo to Amazon developers

Be part of the game



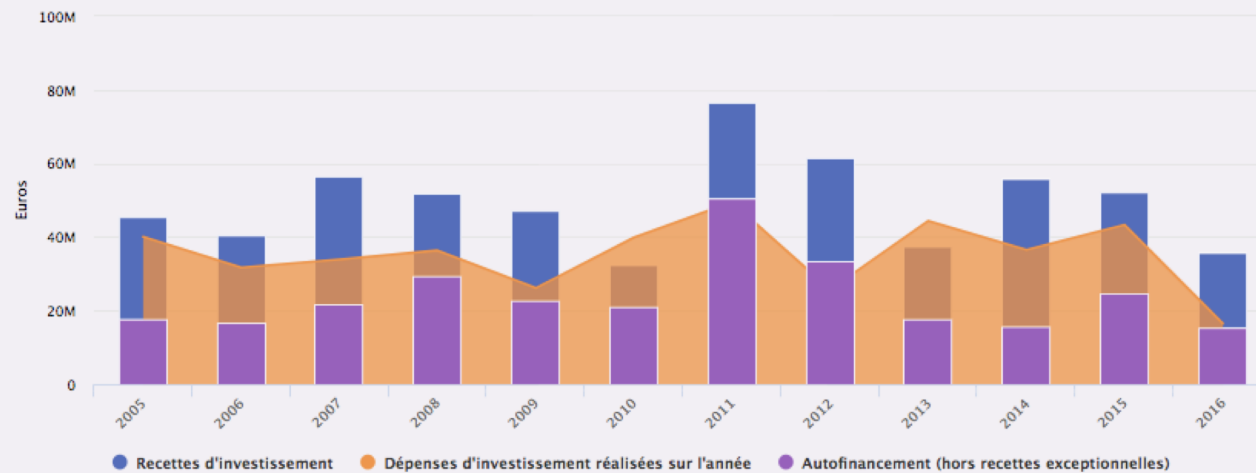
Networked data, a powerful lever for business development ?

- 1 Transparency / Accountability
- 2 Efficiency / Innovation
- 3 Attractiveness / New businesses

Comment l'investissement est-il financé ?

En 2016, l'investissement est financé à 94 % par l'autofinancement.

Le reste est financé par les recettes d'investissement : subventions, taxe d'urbanisme, compensation de la TVA, etc.



[Accéder à toutes les données](#)

 ACCUEIL


DONNÉES

EDITEUR DE CARTES

EDITEUR DE GRAPHES

DÉVELOPPEURS

OPEN DATA
ОБЗН ДАТ

 Chercher des données

Chercher...

Portail OpenData du **Groupe BPCE**

Groupe BPCE

Le Groupe BPCE, deuxième groupe bancaire en France, s'appuie sur deux réseaux de banques commerciales coopératives, autonomes et

OpenData by 89C3 (version Beta)

Notre démarche s'inscrit dans le mouvement Open Data. Nous sommes heureux et fiers de nous associer et de contribuer à cette [démarche](#)

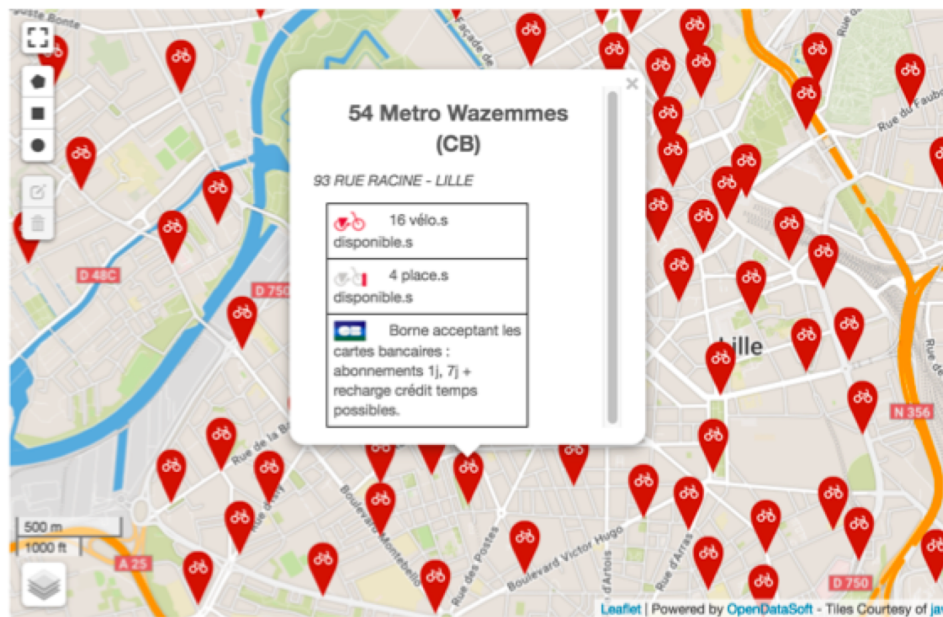
 @opendata89c3  @mlazard

Networked data, a powerful lever for business development ?

- 1 Transparency / Accountability
- 2 Efficiency / Innovation
- 3 Attractiveness / New businesses

V'Lille - Disponibilité en temps réel

Information Table Map Analyze Export API



Description

Widget permettant d'obtenir des informations en temps réel sur l'états des stations ville (vélo libre service de la ville de lille). Le widget est configurable et permet d'ajouter 4 stations de son choix en entrant le nom et l'id de la station (jd disponible sur le site officiel ville ou sur la station). Le widget donne les places et les vélos disponibles en cliquant sur le bouton select.

Nouveautés

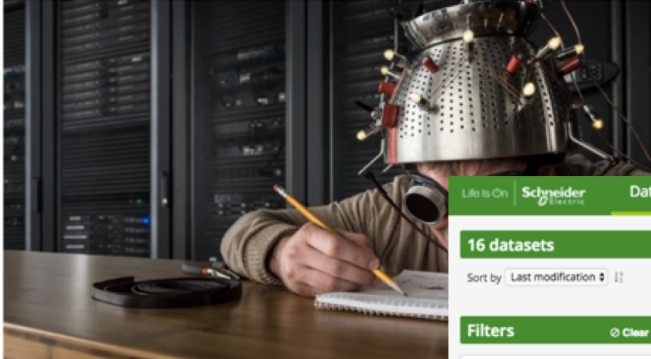
- * Amélioration mineure : Utilisation de l'api officiel (opendata.lillemetropole.fr)
- * Extension des montres compatibles



SCHNEIDER ELECTRIC INTERNAL DATA HUB

Life is On **Schneider Electric** Datasets API Map Tutorial How To **AAP** [Back office](#) [Franck Carassus](#) [Logout](#)

You've got piles of Data ?
You need to add some intelligence on the top of it ?
Let's meet **Analytics Application & Programs**
We are Data Scientists !



Schneider Electric
Sign in to Schneider Electric DataLib

Username or email address

Password

Sign in using SSO, instead
Forgot password?


[Sign in](#) or [sign up](#)

Life is On **Schneider Electric** Datasets API Map Tutorial How To **AAP** [Back office](#) [Franck Carassus](#) [Logout](#)

16 datasets
Sort by [Last modification](#)

Filters [Clear all](#)

Find a dataset...



View
[Table](#) Analyze 16
[Custom view](#) 2
[Calendar](#) 1

Modified
2017 16
February 2
April 14

Pump it Up: Data Mining the Water Table
Can you predict which water pumps are faulty?
Publisher DataCamp.com
License Public Domain
[competition](#) [fun](#) [metadata](#) [pump](#) [water](#)

Titanic: Machine Learning from Disaster
Competition Description
Publisher Kaggle
License Public Domain
[competition](#) [fun](#) [tags](#)

CafeDemo
C'est un excellent café demo
Publisher Jean-Marc Miry
License confidential
[demo](#) [app](#)

Residential Power Data DG 2017_02
Residential Power Data from residence David Glasgow
Publisher David Glasgow
License Public Domain
[RPM](#) [Current](#) [Power](#) [US](#) [Raleigh](#)

Residential Power Data DG 2017_01
Residential Power Data from residence David Glasgow
Publisher David Glasgow
License Public Domain
[RPM](#) [Power](#) [Current](#) [Residential](#) [US](#) [Raleigh](#)

WeatherData 2016 Raleigh (Internal Use ONLY)
Observed weather data for KRDU - Raleigh Durham Airport
Publisher David Glasgow
License Confidential
[Weather](#) [Raleigh](#) [KRDU](#) [Observed](#)



Networked data, a powerful lever for business development ?

- 1 Transparency / Accountability
- 2 Efficiency / Innovation
- 3 Attractiveness / New businesses

BE PART OF THE GAME



Home

Explorer

API

Cartographe

Terms of Use

A propos

Signup Login



Welcome to the Open Data Portal of **TOTAL**

As any company we produce data. They are a valuable asset and we have many ideas to exploit and take the most of them. We also believe in the wisdom of the crowd ! So we decided to share some of our data as they may be of use to you. Moreover we are sure you will find new ideas. So explore ! And don't hesitate to share

EVERY DATA AS AN OPPORTUNITY TO TACKLE NEW ISSUES

The best transactional data available in the market to improve your business decisions and your knowledge of customers

PayStats

BBVA PayStats offers anonymized and aggregated statistical data from millions of transactions performed with BBVA cards and any other cards in BBVA POS terminals, creating a virtual map comprised of consumers' habits, demographics and origins. With this information, updated on a weekly basis, you will be able to gain knowledge and value for your business.



Relevant Features



Database includes all BBVA card transactions and any other card transaction in BBVA POS terminals in physical stores in Spain from



Information available at geographical 2 levels: Zipcodes and 500m x 500m tiles.



5 main dimensions to improve customer behaviour analysis: Territorial unit, Time, Merchant Category, Gender and Age.



Sandbox dataset available, with mock data to freely test the API capabilities.

DATA VALUE DO NOT RELY (ONLY) ON MONETIZATION

[show archived data](#)

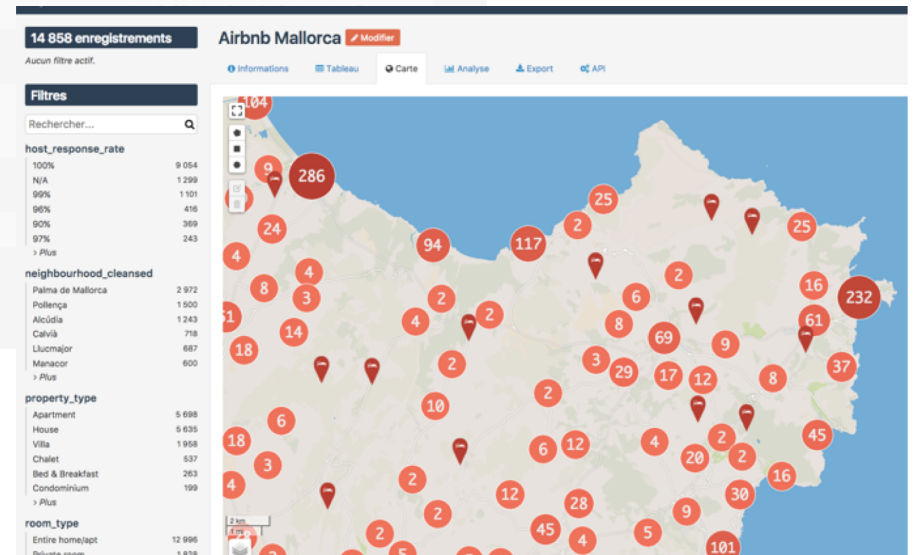
Mallorca, Islas Baleares, Spain

See [Mallorca data visually here](#).

Date Compiled	City	File Name	Description
15 March, 2017	Mallorca	listings.csv.gz	Detailed Listings data for Mallorca
15 March, 2017	Mallorca	calendar.csv.gz	Detailed Calendar Data for listings in Mallorca
15 March, 2017	Mallorca	reviews.csv.gz	
15 March, 2017	Mallorca	listings.csv	
15 March, 2017	Mallorca	reviews.csv	
N/A	Mallorca	neighbourhoods.csv	
N/A	Mallorca	neighbourhoods.geojson	

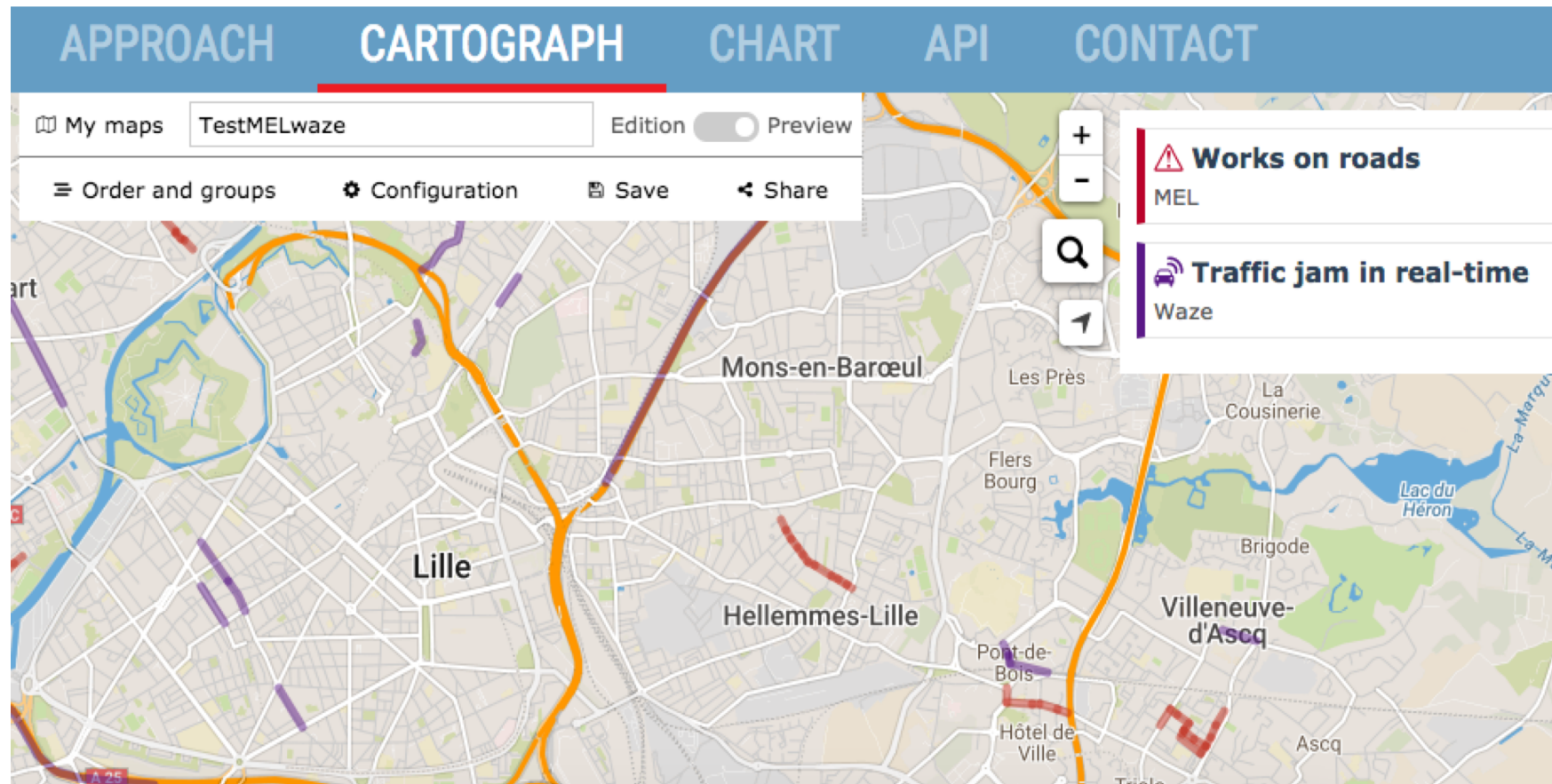
[show archived data](#)

Manchester, England, United Kingdom





ANALYSE – DECIDE – ASSESS



“Pas de DATA, pas d’IA”

startupinside
PARIS - GENEVA - NEW YORK - SINGAPORE

Signup

HOME

DATA

MAP

CHART

API

A LOT MORE DATA

AI Labs

A weekend to transform ideas into projects within a team and entrepreneurs

Sponsored by

OpenDataSoft

Search among 149 datasets

Themes

Weather

Economy

Employment